

- Three wide span temperature ranges
- Stainless steel sensor and capillary tube
- Optional over-temperature lock-out
- Approved for use in Zone 1 and 2 hazardous areas (CT-FL version)
- Enclosures suitable for Gas groups IIA, IIB & IIC
- Optional stainless steel armoured capillary

**FEATURES**

Capstats are temperature adjustable ON-OFF thermostats comprising a liquid filled sensing bulb connected to an electrical switch via a capillary tube.

Expansion of the liquid on rise in temperature causes the switch to open, and on cooling, it closes.

Capstats may control surface temperatures such as pipes or vessels, or the sensing bulb may be positioned to sense the air temperature.

They may be used to provide process temperature control in safe or Zone 1 or 2 hazardous areas by switching the heating circuits at the desired temperature and are available to suit Group IIA, IIB or IIC gases. (Ex'd barrier glands are mandatory).


The addition of a high limit cut-out switch (as provided with the Capstat-Dual version) is specified when the heat tracing scheme will not stabilise at a safe temperature without process control. It will operate if the process control switch fails or if an unsafe process temperature occurs.

**OPTIONS**

- CT Capstat for use in safe areas.
- CT-FL Hazardous area Ex'd Capstat suitable for use in Zone 1 and 2 hazardous areas, Gas Groups IIA, IIB and IIC.
- CT ..X Optional armoured capillary provides additional mechanical protection for the capillary tube(s).
- CT ..DUAL Over-temperature lock-out (20° - 300°C) (Factory preset)



Capstat Type CT



Capstat Type CT-FL

# SPECIFICATION

## THERMOSTAT SPECIFICATION

	Type A	Type B	Type C
Temp. range (°C)	0–40	20–110	20–300
Setting accuracy	±6	±6	±12
Switch differential (°C)	4±2	4±2	5.5±2.5
Max. sensor temp (°C)	130	140	320
Min. sensor temp (°C)	-20	-20	-20
Capillary tube length (m)	1.5	1.5	1.5
Capillary tube material	Stainless Steel		
Capillary tube protection	Stainless Steel Conduit (optional)		
Sensor diameter (mm)	6	6	6
Sensor length (mm)	116	119	77
Sensor type	Liquid Filled		
Sensor Material	Stainless Steel		

<b>SWITCH TYPE</b>	Single Pole, Double Throw Changeover
<b>SWITCH RATING</b>	16A (Max), 230V/400V resistive load
<b>SWITCH LIFE</b>	100,000 under load (Min)
<b>TEMPERATURE SETTING ADJUSTMENT</b>	Internal Tamperproof Knob

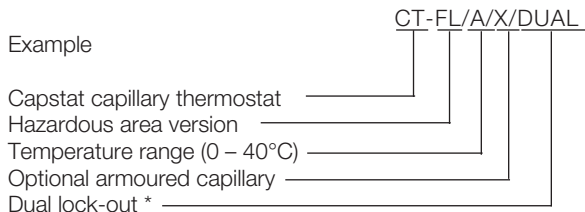
## ENCLOSURE

	CT	CT-FL
Material	Glass reinforced Polyamide	Cast aluminium
Finish	Matt black	Anodised black
Conduit entries	3 x 20mm	3 x 20mm
Dimensions	121 x 121 x 76	130 x 130 x 90.5
Weight	0.9kg	4.3kg
Protection	N/A	Ex(d)
Area Suitability	Safe	Zone 1 or 2 IIA or IIB or IIC

## TERMINALS

<b>ELECTRICAL CONNECTIONS</b>	2.5mm <sup>2</sup> terminals (incoming/outgoing)
	4.0mm <sup>2</sup> terminals to special order
	10mm <sup>2</sup> internal earth terminal

## ORDERING INFORMATION



\* When ordering a Dual thermostat, please state the maximum permissible workpiece surface temperature (factory preset)

## 'DUAL' SPECIFICATION

TEMPERATURE RANGE	20 – 320°C
SWITCHING DIFFERENTIAL	Resettable (see note)
MAXIMUM SENSOR TEMPERATURE	As indicated for types A, B or C as appropriate
MINIMUM SENSOR TEMPERATURE	-20°C
PROBE DIAMETER & LENGTH	4mm dia x 90mm x 1m

### Note

The thermal cut-out can be reset when the temperature of the sensor has fallen approx 30°C below high limit set-point.

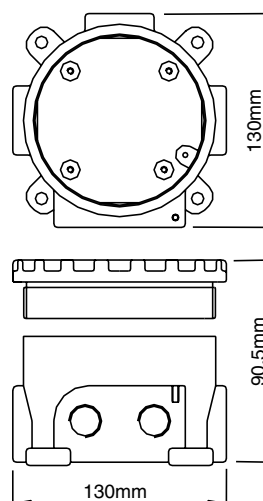
## BLANKING PLUGS

Ex(d) certified blanking plugs for flameproof thermostats are available at extra cost on request.

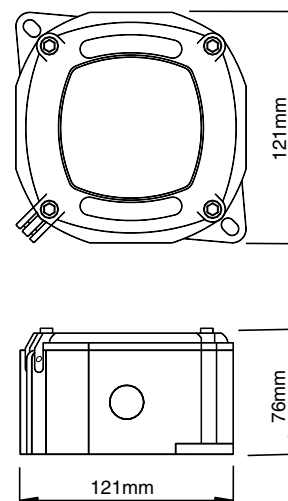
## APPROVAL DETAILS

CAT REF	CERTIFICATE	STANDARD
CT-FL	SIRA03ATEX1001	EN60079-0 : 2009 EN60079-1 : 2007
CT-FL	IECEX SIR 10.0042	IEC 60079-0 : 2007-10 IEC 60079-1 : 2007-04

### CT-FL/2C VERSION



### CT VERSION



**HEAT TRACE™**  
SETTING THE STANDARDS LEADING THE WAY

Meré's Edge, Chester Road, Helsby, Frodsham, Cheshire, WA6 0DJ, England  
Tel: +44 (0)1928 726 451 Fax: +44 (0)1928 727 846 <http://www.heat-trace.com>

The information given herein, including drawings, illustrations and schematics (which are intended for illustration purposes only), is believed to be reliable. However, Heat Trace Ltd makes no warranties as to its accuracy or completeness and disclaims any liability in connection with its use. Users of Heat Trace Ltd products should make their own evaluation to determine the suitability of each such product for specific applications. In no way will Heat Trace Ltd be liable for any damages arising out of the misuse, resale or use of the product.